




HYDROLYZED COLLAGEN IN THE OPERATING ROOM

CellerateRX[®] Surgical aids in the management of surgical wounds.

When applied to a surgical wound, the hydrolyzed collagen is ready to aid in the natural wound healing process.

Native collagen is broken down into hydrolyzed collagen fragments.



An Adjunct to Your Surgical Procedures

CellerateRX Surgical Powder is a medical hydrolysate of Type I bovine collagen indicated for the management of:

- Surgical wounds
- Traumatic wounds
- Partial- and full-thickness wounds
- First- and second-degree burns

Adverse Events

- None reported

Contraindications

- Known sensitivity to bovine collagen



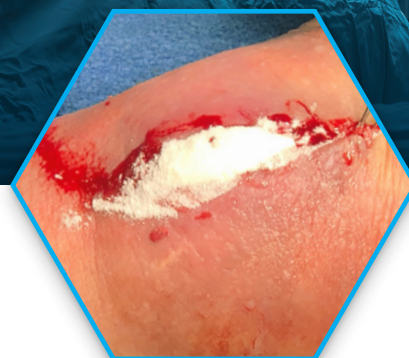


The Added Edge of Hydrolyzed Collagen

- Provides the benefits of hydrolyzed collagen to the wound bed
- Sterilized and packaged for use in a sterile, surgical environment
- Hydrolyzed collagen fragments do not have to be broken down before use
- Three-year shelf life

Appropriate for Many Surgical Specialties


- Orthopedic
- Plastic/reconstructive
- Sports medicine
- Trauma
- General
- Podiatry
- Vascular
- Obstetric/gynecologic
- Neurologic
- Cardiovascular
- Burn surgeons



Application Process

1 Prepare the surgical wound site.

2 Apply CellerateRX[®] Surgical Powder to the surgical wound, covering the entire wound bed.



3 Cover the surgical wound as per your protocol.

CellerateRX Surgical Ordering Information

Product #	Description	Size
WCI-01-SACRXP	CellerateRX [®] Surgical Powder	1 g
WCI-05-SACRXP	CellerateRX [®] Surgical Powder	5 g



Sanara
MedTech
Evidence Based Healing