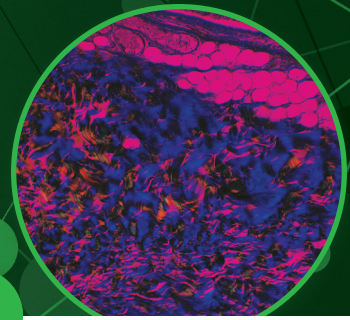



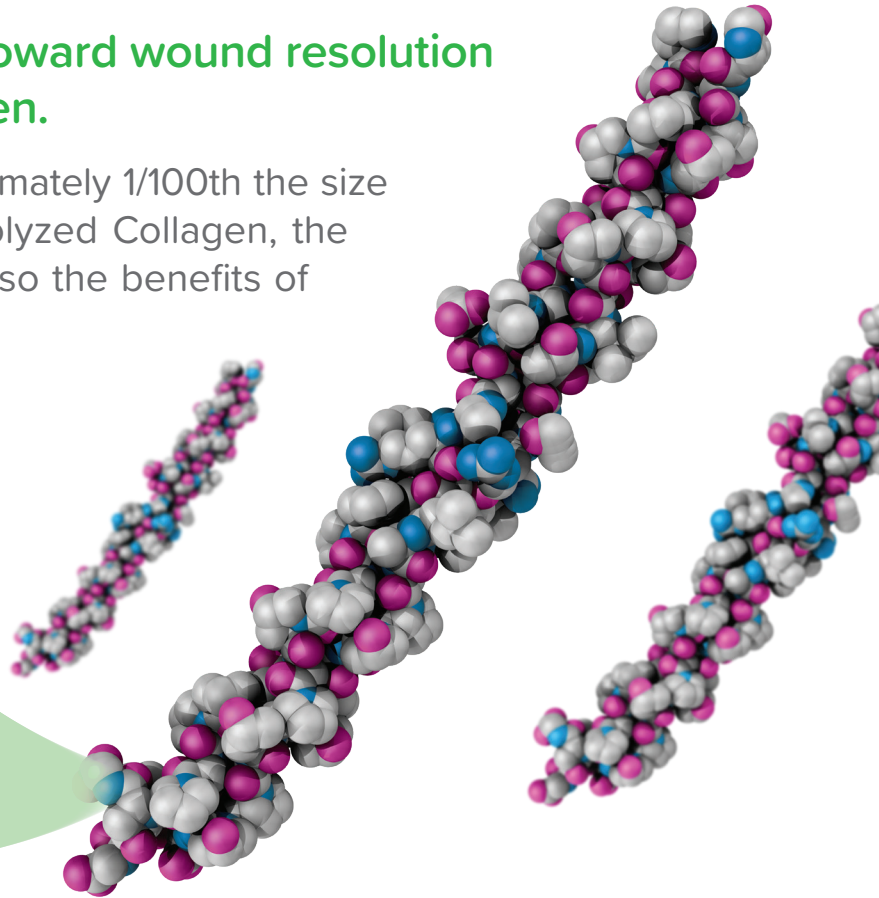

HYCOL™ HYDROLYZED COLLAGEN



THE HYDROLYZED COLLAGEN DIFFERENCE

Give your patients a head start toward wound resolution with **HYCOL™ Hydrolyzed Collagen**.

HYCOL Hydrolyzed Collagen is approximately 1/100th the size of native collagen. With HYCOL Hydrolyzed Collagen, the body does not have to break it down, so the benefits of collagen are provided to the wound.



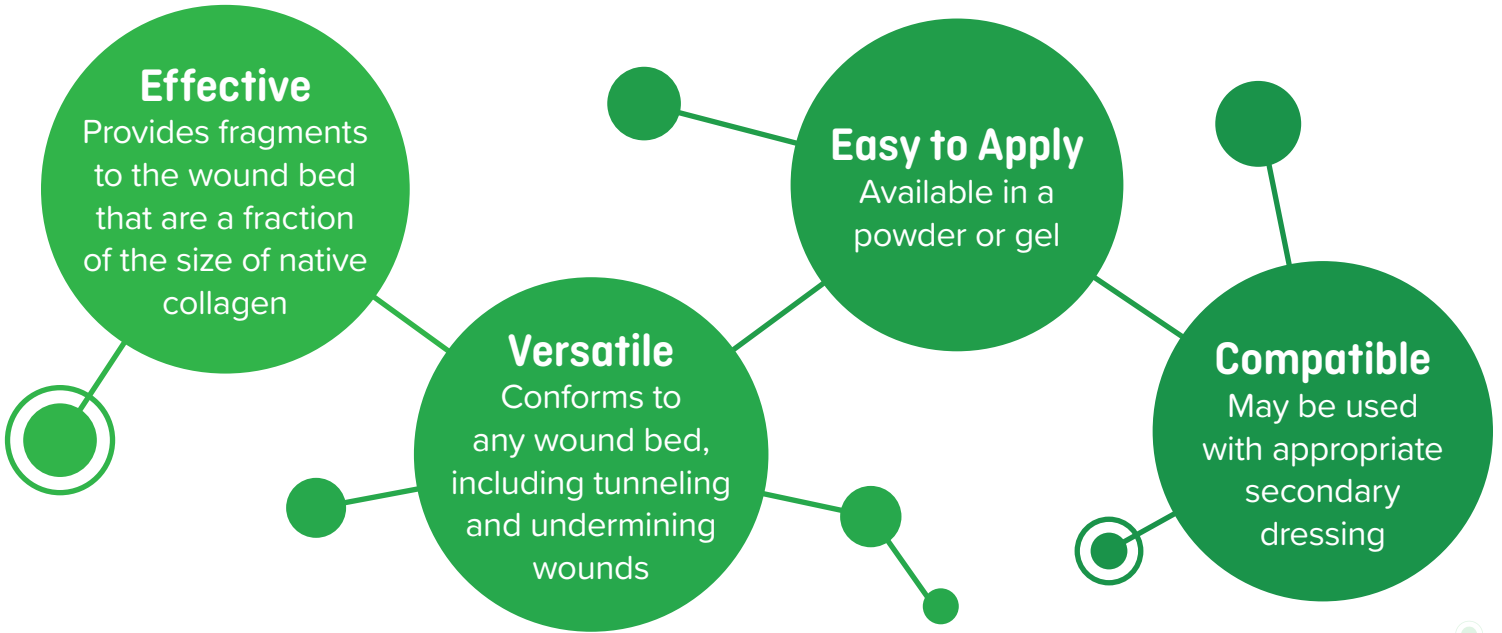
Safe. Effective. Versatile.

HYCOL Hydrolyzed Collagen is Type I bovine hydrolyzed collagen and contains no additives. It is indicated for:

- Chronic and acute wounds
- Partial- and full-thickness wounds
- Pressure injuries I-IV
- Venous stasis ulcers
- Arterial ulcers
- Diabetic ulcers
- Traumatic wounds
- First- and second-degree burns



Breaking Down the Benefits



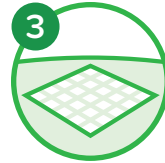
Application Process



1 Debride the wound bed of slough and necrotic tissue.



2 Apply powder or gel, covering the entire area of the wound bed and wound margin. Gently push powder or gel into any areas of undermining.



3 Apply an appropriate secondary dressing.



4 Reapply a minimum of 2-3 times a week or as necessary.

HYCOL Ordering Information

Product #	Description	Size	Qty/Box	HCPCS
HCP0110	HYCOL® Hydrolyzed Collagen Powder	1 g	10	A6010
HCG1010	HYCOL™ Hydrolyzed Collagen Gel	10 g	10	A6011

